



# MISSISSIPPI STATE UNIVERSITY™

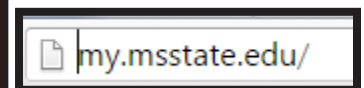

## INFORMATION TECHNOLOGY SERVICES

### myState: Logging In

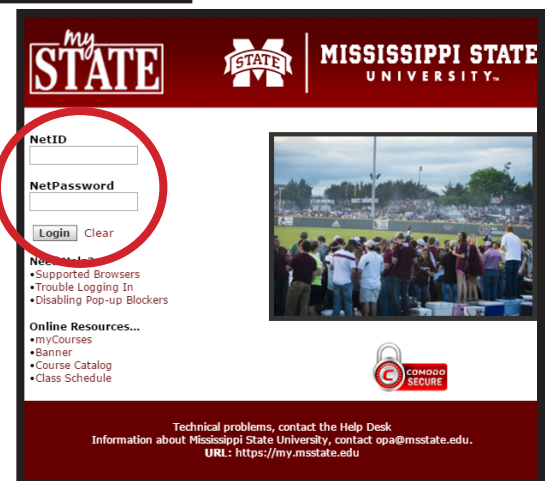
May 2016

myState is designed to enhance personal productivity by providing customized and personalized access to a variety of university systems and information. myState offers single sign-on access to such web services as myBanner, myCourses, and email.

1. In your browser, go to the main MSU web page at [msstate.edu](http://msstate.edu). In the upper right portion of the window, click the **myState** link. You may also go directly to myState by entering the URL, [my.msstate.edu](http://my.msstate.edu). Either method goes to the same login page.



2. In the login window, enter your **NetID** and **NetPassword**, then click the **Login** button.



3. **myState** appears in your browser.

