



Copy Course Content from One Course to Another

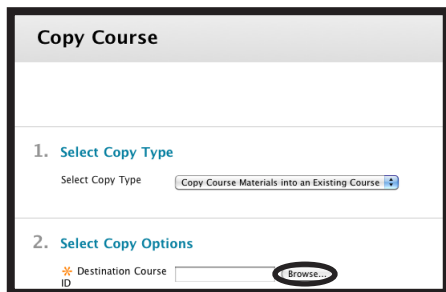
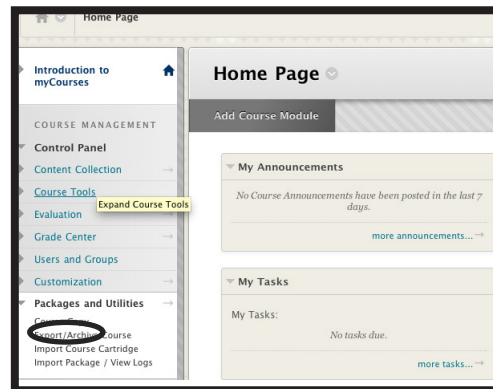
August 2015



Copy course content from one course to another can be accomplished in just a few steps. Use the following instructions to do so.

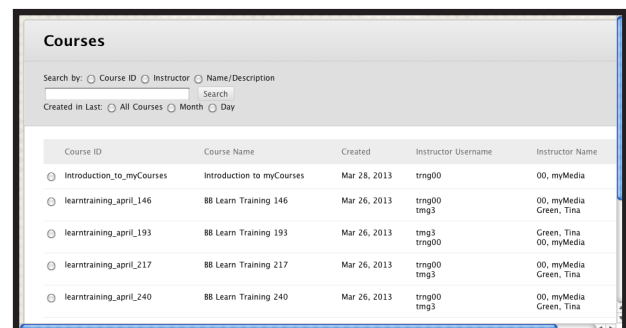
Blackboard

1. From Course Management, click **Packages and Utilities**, then click **Course Copy**.



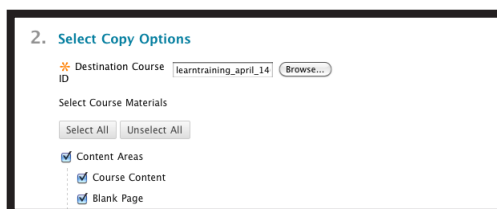
2. Click the **Browse** button to choose your destination course.

3. Choose your course from the list to copy to.



Note: The courses listed are ones you are the courses you have access to.

4. Set your copy options.



Note: Copying course content to a course will not overwrite any existing content in the course. The copied content will merge into the existing content.

5. Click the **Submit** button to finish.

