



August 2015

Adding NBC Learn Videos to myCourses

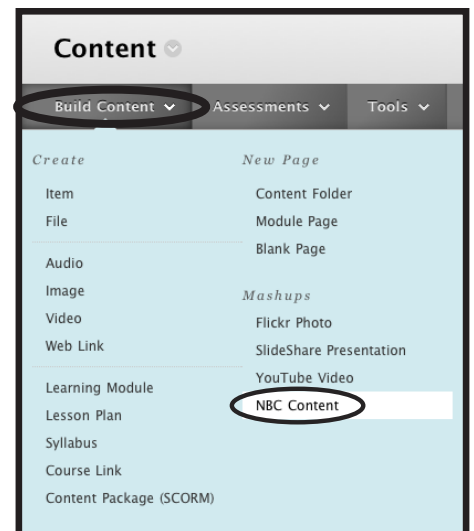


NBC Learn Higher Ed is a collection of primary source videos, newsreels, documents, and images that can be used for research, projects, and in classroom and online teaching. [Visit NBC Learn Higher Ed >](#)


NBC Learn videos can easily be added to any myCourses course page. To add a video, just follow these instructions.

1. Log in to myCourses and navigate to the course and page where you would like to add the NBC Learn video.

2. From the Build Content menu click the **NBC Content** link.



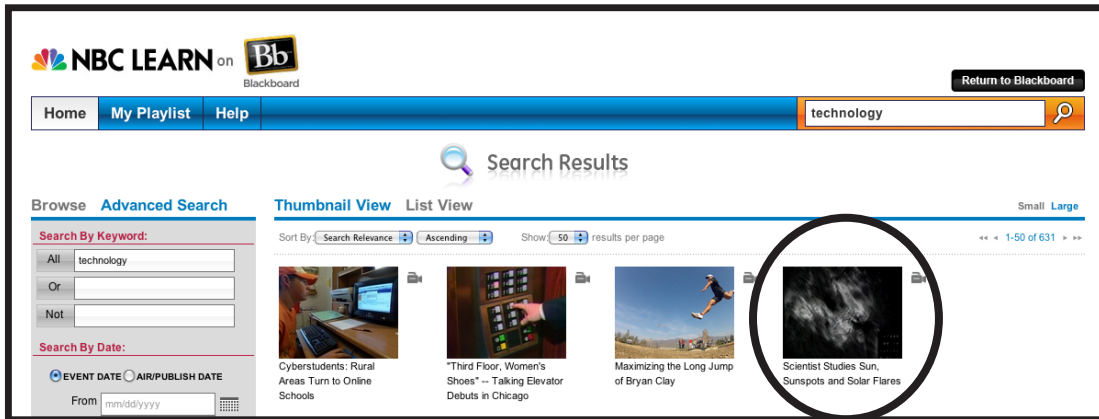
3. You will be directed from the myCourses page to the NBC Learn website. You can find your video by using the “Search the Archives” field or by using the Browse or Advanced Search links.





Adding NBC Learn Videos to myCourses

4. Videos will appear as thumbnails that you can click to preview. Click the thumbnail of your video.



5. If you choose to use the video in your course, you can click one of the options at the bottom left corner of the video screen. To embed the video in your course, click the **Embed** button.



6. You will be redirected back to your myCourses page. You will see the video along with a description of the video automatically filled in from the NBC Learn website.

