



# MISSISSIPPI STATE UNIVERSITY®

Information Technology Services

## Transitioning from Turnitin to SafeAssign

Summer 2015

Beginning July 1, 2015 Turnitin, will no longer be available at MSU. SafeAssign a plagiarism detection software which has been available since May 2013 within myCourses will continue to be available. Both SafeAssign and Turnitin products are comparable, however, student papers previously submitted to the Turnitin database are not in the SafeAssign database.



SafeAssign is a digital plagiarism detection program built into the myCourses assignment tool. It is used to detect and prevent plagiarism for myCourses assignments. Students upload papers that are checked against the Internet, a database of over 2.6 million online publications, an institutional database as well as a growing global reference database. Student papers may be uploaded in the following document types: .doc, .docx, .odt, .pdf, .txt, .rtf, .htm, .html, or .zip.

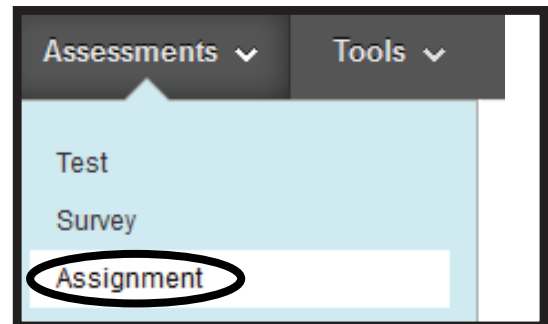
SafeAssign can be used two ways:

1. Instructors can setup SafeAssign assignments in their course and let students submit the assignments
2. Instructors can directly upload papers without student involvement

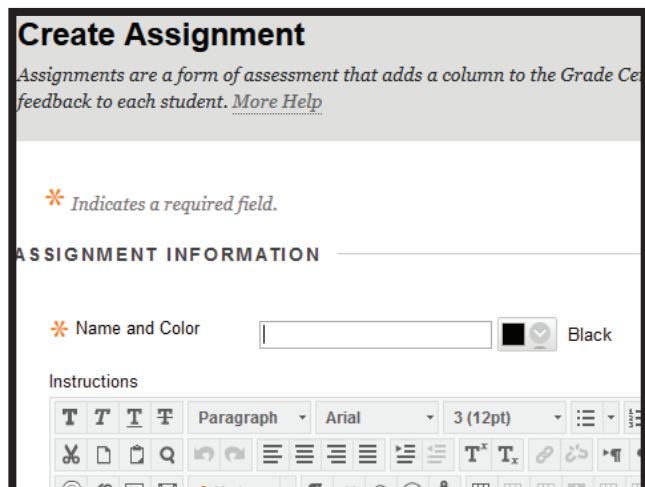
This factsheet will provide step-by-step instructions on creating a SafeAssign assignment within myCourses.

### Adding an Assignment

1. From a myCourses course, select **Assignment** from the **Assessments** pull-down menu.

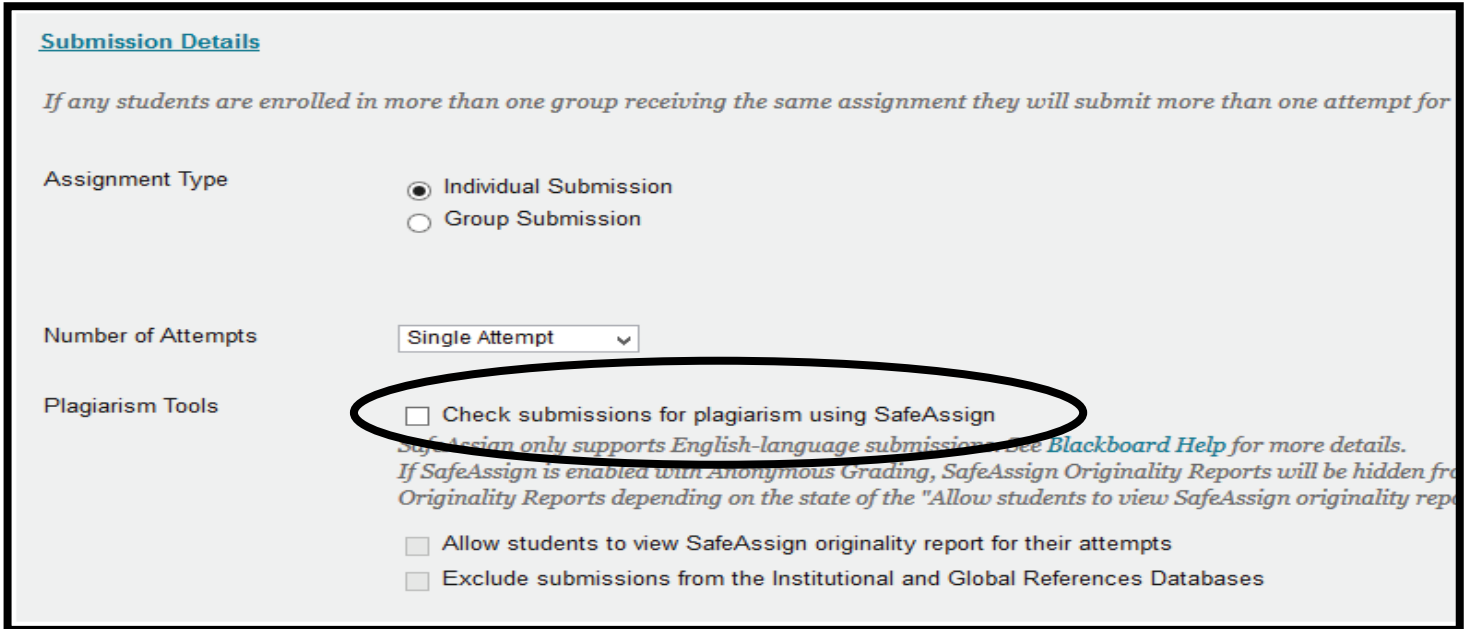


2. Create the assignment by assigning a name, due date, possible points and other necessary assignment settings.



## Transitioning from Turnitin to SafeAssign

3. Open the **Submission Details** options. To use the SafeAssign tool, select **Check submissions for plagiarism using SafeAssign**. When finished selecting assignment settings, click the **Submit** button and the assignment will be added into the course.



**Submission Details**

*If any students are enrolled in more than one group receiving the same assignment they will submit more than one attempt for*

Assignment Type

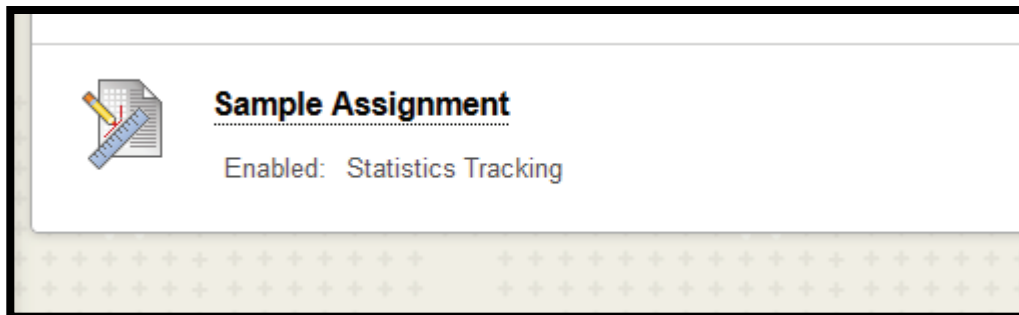
Individual Submission  
 Group Submission

Number of Attempts: Single Attempt

Plagiarism Tools

Check submissions for plagiarism using SafeAssign  
*SafeAssign only supports English-language submissions. See [Blackboard Help](#) for more details.  
If SafeAssign is enabled with Anonymous Grading, SafeAssign Originality Reports will be hidden from Originality Reports depending on the state of the "Allow students to view SafeAssign originality reports"*

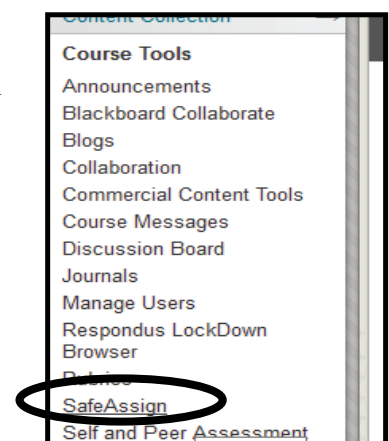
Allow students to view SafeAssign originality report for their attempts  
 Exclude submissions from the Institutional and Global References Databases



## Viewing Originality Reports

Once students have submitted their assignments, SafeAssign will generate an originality report. This report, highlights any text that matches the reference sources that are searched. The matches will be highlighted links to the sources. Please note: delays can occur throughout the semester based on high usage. A report can take 36 or more hours to generate during peak times. Students can view the reports if an instructor has enabled the setting to allow viewing of reports for their submitted work.

1. From **Course Tools**, select **SafeAssign**. A page will display all SafeAssign items within the course.



## Transitioning from Turnitin to SafeAssign



2. From the listing, click the ActionLink of the assignment to view. Select **View Submissions**.

Category	Item Name
Assignment	Sample Assignment
Assignment	Unit 1 Copyright Assignment - SafeAssign
Assignment	Unit 4 - Group Assignment

View Submissions

Edit Properties

3. A summary of the student submissions will appear. To view a certain originality report, click the green button for the student.

Student ID	Name	User Attempt	Average Match	Highest Match	SA Report	Submitted
—	Harold Wood Davis	Harold Wood Davis	—	—	—	Wed, Mar 04, 2015, 10:10 AM
—	Willy Wj	Willy Wj	100%	100%		Wed, Mar 04, 2015, 10:04 AM
—	Hope Wilson-Robb	Hope Wilson-Robb	0%	0%		Wed, Mar 04, 2015, 09:58 AM



**safe assign**  
by blackboard

1 Plagiarism What is Plagiarism?

2 Many people think of plagiarism as copying another's work or borrowing someone else's original ideas. But terms like "copying" and "borrowing" can disguise the seriousness of the offense:

According to the Merriam-Webster Online Dictionary, to "plagiarize" means to steal and pass off (the ideas or words of another) as one's own to use (another's production) without crediting the source to commit literary theft to present as new and original an idea or product derived from an existing source In other words, plagiarism is an act of fraud. It involves both stealing someone else's work and lying about it afterward.

But can words and ideas really be stolen?

According to U.S. law, the answer is yes. The expression of original ideas is considered intellectual property and is protected by copyright laws, just like original inventions. Almost all forms of expression fall under copyright protection as long as they are recorded in some way (such as a book or a computer file).

4 All of the following are considered plagiarism:

turning in someone else's work as your own copying words or ideas from someone else without giving credit failing to put a quotation in quotation marks giving incorrect information about the source of a quotation changing words but copying the sentence structure of a source without giving credit copying so many words or ideas from a source that it makes up the majority of your work, whether you give credit or not (see our section on "fair use" rules) Most cases of plagiarism can be avoided, however, by citing sources. Simply acknowledging that certain material has been borrowed and providing your audience with the information necessary to find that source is usually enough to prevent plagiarism. Plagiarism is the "unethical appropriation" and "stealing and

CTL\_CHEATING - HOW STUDENTS CHEAT

### Unit 1 Copyright Assignment - SafeAssign

Submitted on Wed, Mar 04 2015, 10:04 AM

100% highest match

Submission ID: 81ds340-bd56-4a3f-ba84-d283cd133a02

Plagiarism\_Wordfor...

Word Count: 642  
Attachment ID: 87532123

100%

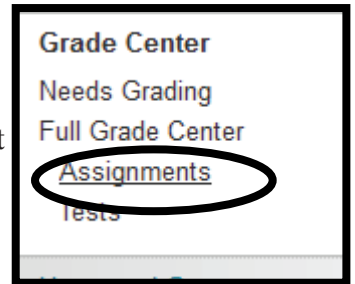
Citations (8/8)

Select Sources & Resubmit

- http://whittier.libguides.co...
- Another student's paper
- Another student's paper
- Another student's paper
- http://en.wikipedia.org/wik...
- http://www.calameo.com/b...
- http://owl.english.purdue...
- http://www.usca.edu/asc/p...

## Grading a SafeAssign Assignment

- From the **Grade Center** select **Assignments**. A page display all assignments within the course. Assignments that need graded will display a yellow exclamation point icon. Click the actionlink for the student's assignment that needs grading and select the attempt.



Last Access	Unit 1 Copyright	Unit 2 - Welcom	Unit 3 Assig
May 1, 2015	!	--	--
March 4, 2015	!	--	--
March 4, 2015	!	--	--
March 4, 2015	!	--	--
April 17, 2015	--	--	--

View Grade Details  
Exempt Grade  
**Attempt 3/4/15 !**

- The student's assignment will appear. View the assignment and/or originality report. Enter the student's grade and any necessary feedback. When finished, click the **Submit** button.

Assignment Details

**GRADE**  
LAST GRADED ATTEMPT

ATTEMPT 1  
3/4/15 9:58 AM

SafeAssign ^ 0% overall match

SAFEASSIGN SUBMISSION

Submission Text 0%

Unprocessed Attachments  
assignment.doc Could not be processed

**View Originality Report**

GRADE BY RUBRIC

**UNIT 1 COPYRIGHT ASSIGNMENT** Used for Grading

FEEDBACK TO LEARNER

Cancel Save Draft **Submit**

**Enter feedback here**

More information on SafeAssign can be found on the Blackboard web site at:

[https://help.blackboard.com/en-us/Learn/9.1\\_2014\\_04/Instructor/100\\_Assignments/025\\_Use\\_SafeAssign](https://help.blackboard.com/en-us/Learn/9.1_2014_04/Instructor/100_Assignments/025_Use_SafeAssign)

SafeAssign workshops are available through ITS. Registration is now available at: [its.msstate.edu](http://its.msstate.edu).